


STRATEGIC PLAN

Balanced Scorecard

ERA ISD 2021-2026
April 2022 Goal Progress
Measure (GPM) Report



VISION:

Together, We
Empower
Students

MISSION:

A Community
Dedicated to
Equipping and
Empowering
Students for a
Lifetime of
Success

IN ERA ISD WE BELIEVE...

- **Students** are at the center of our work and will be instructed in a way that maintains the flexibility to engage in a variety of programs, and with that freedom, the student shall accept the responsibility of maintaining the integrity of Era ISD.
- **Parents and Families** should be the greatest of advocates for their children, flexible, involved, encouraging, and seek to partner with, and support our teachers as an investment in the future success of our students.
- **Faculty and Staff** are respected role models in our community who challenge themselves and our students to be continual learners in a way that supports them in and out of the classroom to equip our children for success in life.
- **Campus Leaders** are trustworthy, committed and invested in our students and community, and hold themselves and others accountable in a way that inspires and empowers.
- **The Superintendent and Central Office Staff** are servant leaders who demonstrate integrity, transparency, and open communication in a way that values diversity and directs resources towards the overall mission while maintaining accountability to all stakeholders.
- **The School Board** members are trusted leaders with integrity who are actively involved in the community while providing checks and balances, adherence to the chain of command, strong financial stewardship and always acting in the best interest of Era ISD students.

GUIDING PILLARS



**STUDENT
SUCCESS**



**FACULTY AND
STAFF
RECRUITMENT,
RETENTION AND
CAPACITY
BUILDING**




**STAKEHOLDE
R
ENGAGEMENT
AND
SATISFACTIO
N**



**EFFECTIVE
AND
EFFICIENT
OPERATIONS**

ERA ISD STRATEGIC PLAN 2021-2026



VISION:
Together, We Empower Students

MISSION:
A Community Dedicated to Equipping and Empowering Students for a Lifetime of Success

PILLAR I: STUDENT SUCCESS

PERFORMANCE OBJECTIVES	KEY STRATEGIC ACTIONS
1.1 Every Student Grows Every Year	1.1.A. Alignment of the written, taught and assessed curriculum
	1.1.B. Systematic progress monitoring



User: klementd@eraisd.net | Role: PR @ School: ERA SCHOOL


[Inbox \(1\)](#) [My Settings](#) [Help](#) [Sign Out](#)

Performance on Tests > Campus Performance on Test

Enter TSDS Number

Student	TSDS Number	Total	Total					5 Items on which Students Performed the Best	5 Items on which Students Performed the Worst	1. Understanding and Analysis Across Genres	2. Understanding and Analysis of Literary Texts	3. Understanding and Analysis of Informational Texts
			Scale Score	Overall Raw Score	Probability of Earning (1) Approaches or Above	Probability of Earning (2) Meets or Above	Probability of Earning (3) Masters or Above					
ESC			1488	n/a	n/a	n/a	n/a	n/a				
District			1520	n/a	n/a	n/a	n/a	n/a				
Campus			1520	n/a	n/a	n/a	n/a	n/a				
			1497	14/24	99%	65%	13%	High				
			1597	18/24	99%	98%	75%	High				
			1474	13/24	98%	49%	6%	High				
			1597	18/24	99%	98%	75%	High				

ERA ISD STRATEGIC PLAN 2021-2026



VISION:
Together, We
Empower
Students

MISSION:
A Community
Dedicated to
Equipping and
Empowering
Students for a
Lifetime of
Success

Spring 2022 STAAR Interim Grade 4 Reading

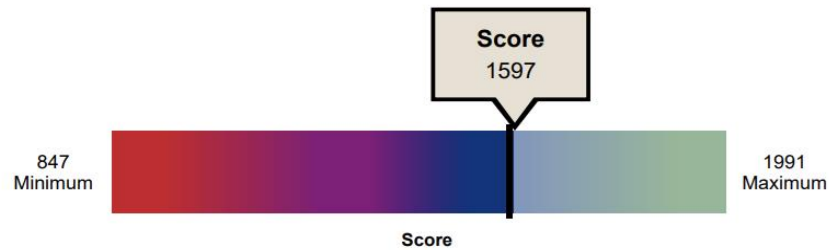
TSDS Number: 3714234462 | Student DOB: 5/25/2012 | Enrolled Grade: 4 - Grade 4
Date Taken: 3/23/2022

REG 11 EDUCATION SERVICE CENTER
ERA ISD
ERA SCHOOL

Scale Score: 1597 Overall Raw Score: 18/24 Form: High

How Did Your Child Do on the Test?

The scale score shows how well your student performed on the range of all possible scores.



How Is Your Child Predicted to Perform on the STAAR?

The percentages below represent the likelihood that your student will achieve the indicated performance level or above on the STAAR.

STAAR Performance Level	Probability
Probability of Earning (1) Approaches or Above	99%
Probability of Earning (2) Meets or Above	98%
Probability of Earning (3) Masters or Above	75%


How Did Your Child Perform on Different Areas of the Test?

Reporting categories are groupings of related skills.

Under Target Near Target Above Target

Reporting Category	Raw Score	Performance
1. Understanding and Analysis Across Genres	5/5	
2. Understanding and Analysis of Literary Texts	7/10	
3. Understanding and Analysis of Informational Texts	6/9	

ERA ISD STRATEGIC PLAN 2021-2026



VISION:
Together, We
Empower
Students

MISSION:
A Community
Dedicated to
Equipping and
Empowering
Students for a
Lifetime of
Success

Subject	Did Not Meet	Approaches	Meets	Masters
3rd Math	55	22	13	10
3rd Reading	34	30	20	16
4th Math	3	16	28	53
4th Reading	11	29	25	35
5th Math	26	36	19	19
5th Reading	25	22	21	32
5th Science	43	27	16	14
6th Math	26	39	24	11
6th Reading	29	30	26	15
7th Math	34	31	24	11
7th Reading	17	27	26	30
8th Math	29	29	33	9
8th Reading	26	39	20	15
8th Science	42	40	13	5
8th Social Studies	73	18	4	5
English I	31	17	44	8
Biology	14	33	36	17
English II	34	26	39	1
US History	16	27	25	32